

**VOICE**  
OF THE PEOPLE

**PUBLIC OPINION OF  
EUROPEAN CITIZENS ON  
THE WAR IN UKRAINE**

March 23, 2022



Method	<ul style="list-style-type: none"><li>▪ CAWI-Interviews (Computer Assisted Web Interviewing)</li></ul>
Target Group	<ul style="list-style-type: none"><li>▪ Population aged 18 years and over</li></ul>
Sample	<ul style="list-style-type: none"><li>▪ <b>24.509 interviews in total</b></li><li>▪ 23.004 interviews in 24 EU-countries (per country: representative of the (web-active) population 18+)*</li><li>▪ 1.505 interviews in 2 Non-EU-countries: Serbia and Switzerland (per country: representative of the (web-active population 18+))</li></ul>
Fieldwork period	<ul style="list-style-type: none"><li>▪ 7th -22rd March 2022</li></ul>

Gallup International Association and its members are not related to Gallup Inc., headquartered in Washington D.C., which is no longer a member of Gallup International Association.  
Gallup International Association does not accept responsibility for opinion polling other than its own. We require that our surveys be credited fully as Gallup International (not Gallup or Gallup Poll).

\* In the following "EU Total" refers to the 24 EU-countries; Switzerland and Serbia are shown separately.

# REPRESENTATIVE SAMPLES IN 26 EUROPEAN COUNTRIES

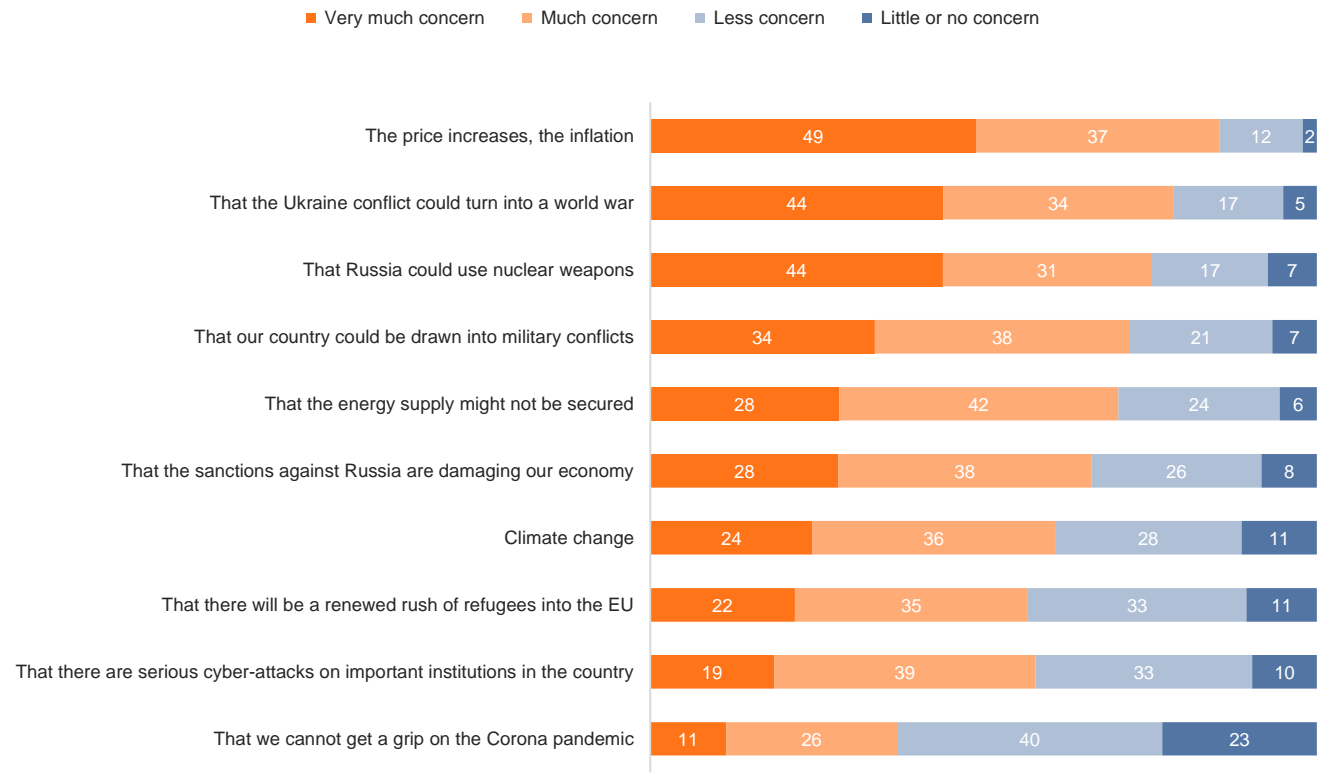


EU TOTAL	23.004
COUNTRY	
Austria	1.000
Belgium	1.012
Bulgaria	861
Croatia	507
Czech Republic	1.030
Denmark	1.020
Estonia	1.002
Finland	1.112
France	1.020
Germany	1.000
Greece	1.093
Hungary	1.022
Ireland	750
Italy	1.000
Latvia	1.006
Lithuania	1.000
Netherlands	1.020
Poland	1.001
Portugal	600
Romania	1.018
Slovakia	1.000
Slovenia	735
Spain	1.013
Sweden	1.182
NON EU	
COUNTRY	
Serbia	505
Switzerland	1.000

# Inflation, the war and the energy supply are the biggest concerns of EU citizens



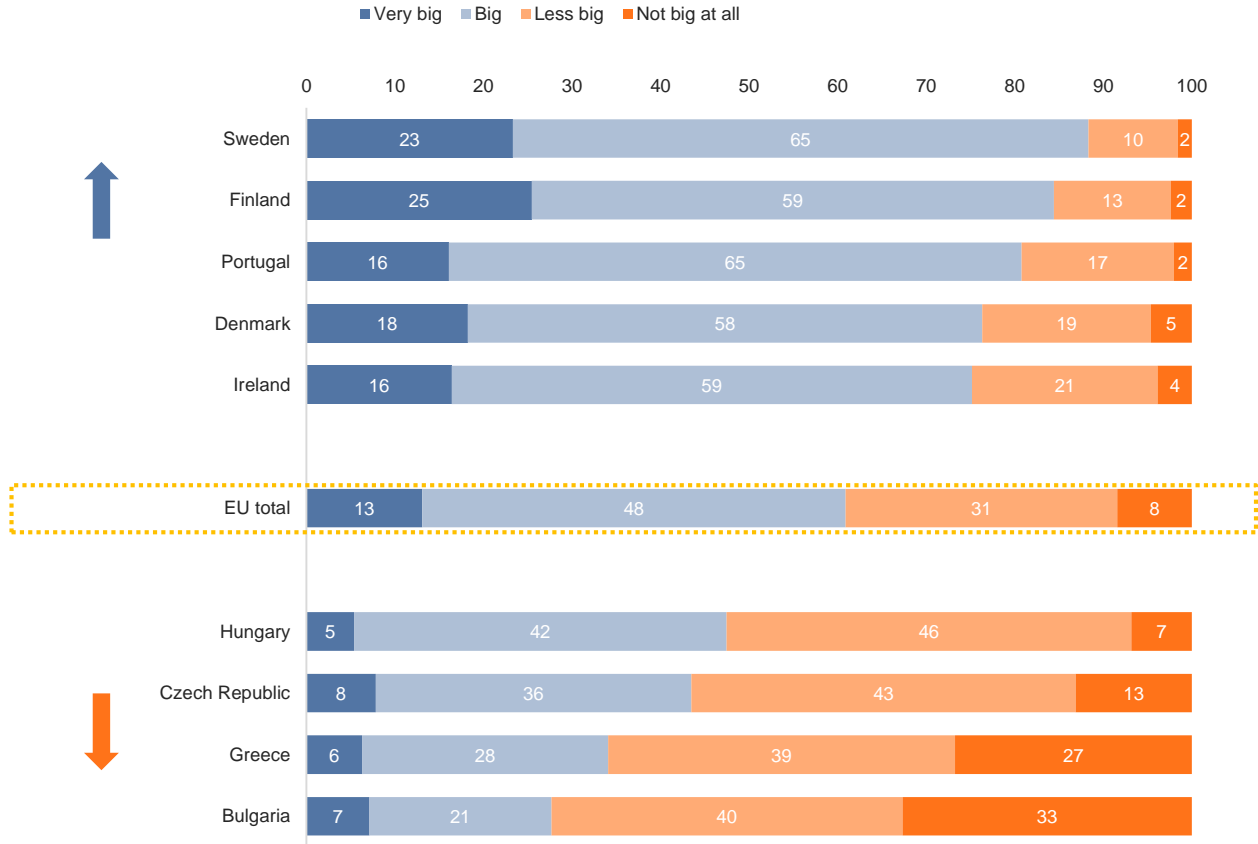
## EU TOTAL



In percent

Which of the following points are currently causing you very much concern, which are causing you much concern, which are causing you less concern and which are causing you little or no concern?

# COHESION IN THE EU: More than 60% see solid cohesion between member states



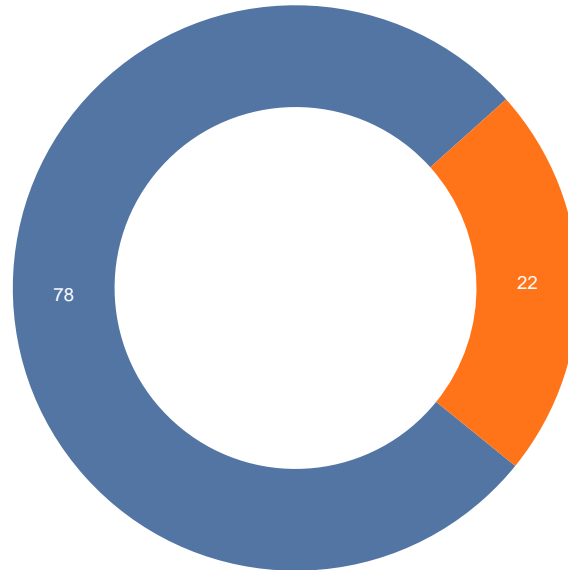
In percent

What is your impression: How big is the cohesion between the member states of the European Union at the moment?

# A GLOBAL ROLE FOR EU: 78% are in favour of a more active role for the EU in global politics

## EU TOTAL

■ Yes, the EU should play a more active role in world politics    ■ No, the EU should not



Yes, the EU should play a more active role in world politics ↑	
Portugal	94
Spain	90
Poland	90
Lithuania	90
No, the EU should not ↑	
Denmark	37
Austria	36
<i>Serbia</i>	45
<i>Switzerland</i>	36

In percent

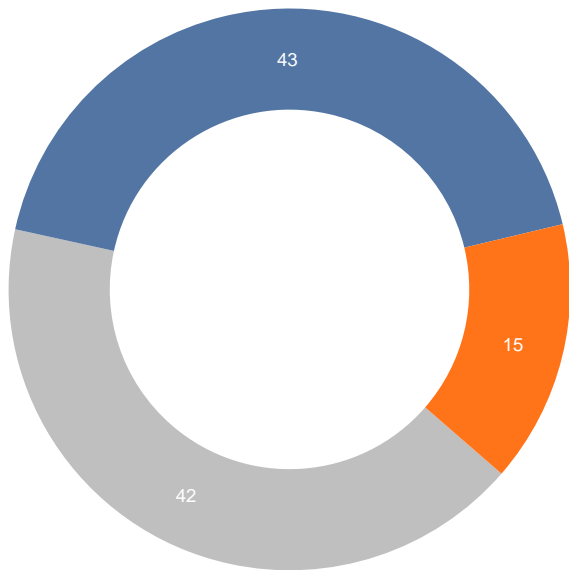
Should the EU play a more active role in world politics in the future?

# VERY HIGH SUPPORT FOR SANCTIONS AGAINST RUSSIA: 43% of EU citizens want even stricter sanctions for Russia



EU TOTAL

■ Are appropriate ■ Do not go far enough ■ Are too harsh



Do not go far enough		↑
Lithuania	66	
Poland	65	
Finland	55	
Are too harsh		↑
Bulgaria	42	
Slovakia	34	
Greece	32	
Hungary	25	
Serbia	73	

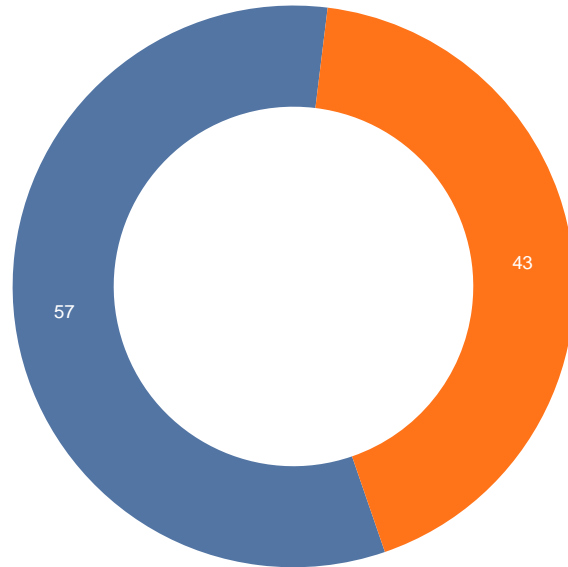
In percent

Do you think the sanctions that the EU has imposed on Russia are appropriate, or are the sanctions too harsh, or do the sanctions not go far enough?

# 57% say that Ukraine is sufficiently supported

## EU TOTAL

■ Was sufficiently supported ■ Would like to see more support



Was sufficiently supported		↑
Slovakia	84	
Czech Republic	79	
Hungary	78	
Bulgaria	76	
Slovenia	70	
Latvia	69	
<i>Serbia</i>	<i>80</i>	
Would like to see more support		↑
Portugal	66	
Spain	64	
Ireland	64	
France	60	
Finland	58	
Sweden	58	

In percent

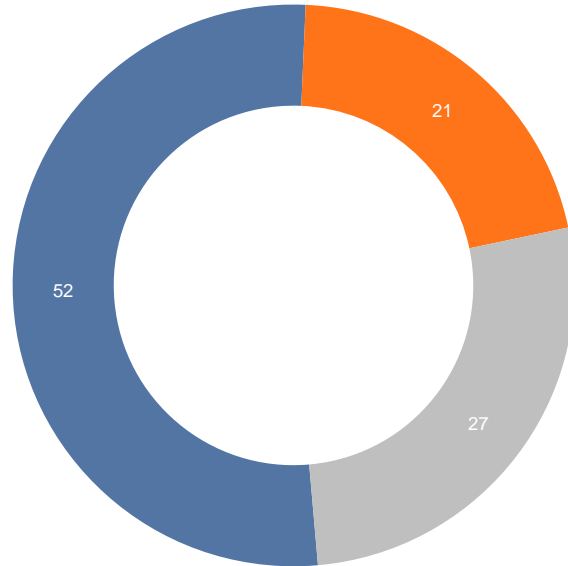
Do you feel that the Ukraine has received sufficient support from us, or would you like to see more support for the Ukraine?



# Over half of EU citizens are in favour of Ukraine joining the EU

## EU TOTAL

■ I am in favour of Ukraine becoming a member of the EU   ■ I am against Ukraine becoming a member of the EU   ■ Undecided



I am in favour of Ukraine becoming a member of the EU ↑	
Poland	77
Estonia	73
Portugal	73
Lithuania	73
Ireland	71
Spain	66
I am against Ukraine becoming a member of the EU ↑	
Greece	46
Slovakia	38
Hungary	36
Austria	35

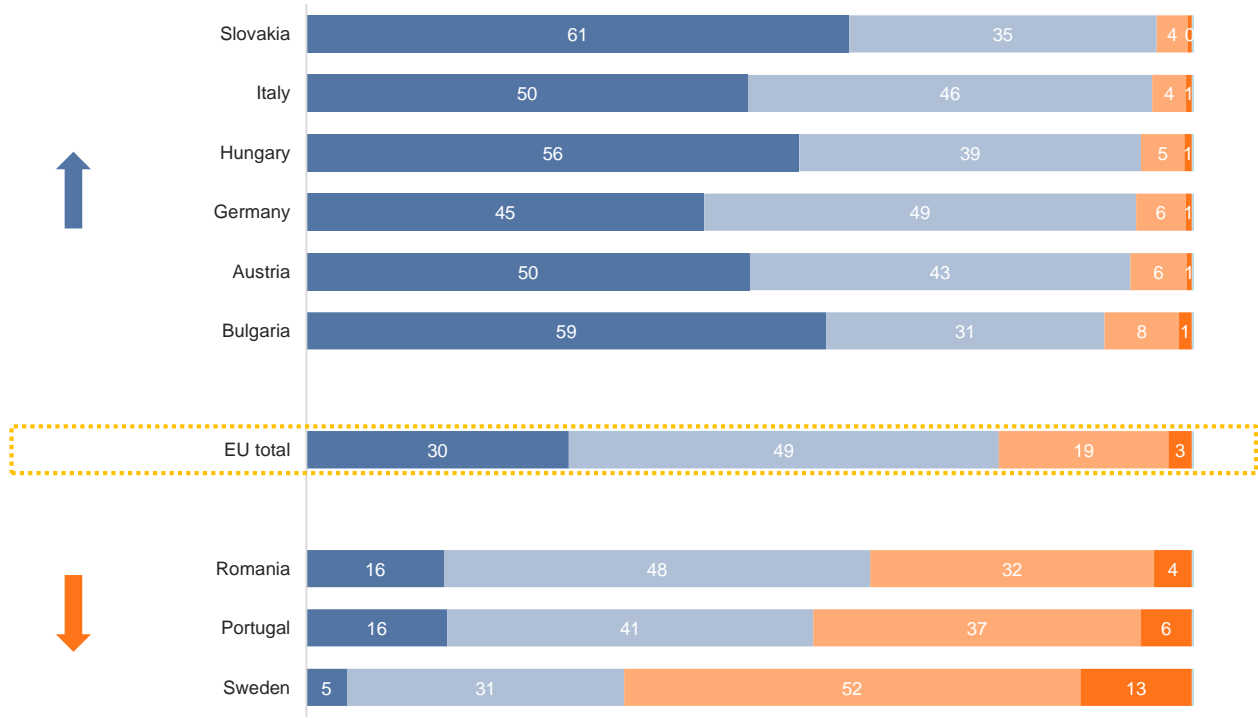
In percent

Ukraine and Georgia have now applied to become EU members. How do you see this: are you for or against? Ukraine

# Most EU members consider their own country's dependence on Russian energy supplies to be high



■ Very dependent   ■ Dependent   ■ Less dependent   ■ Hardly or not at all dependent



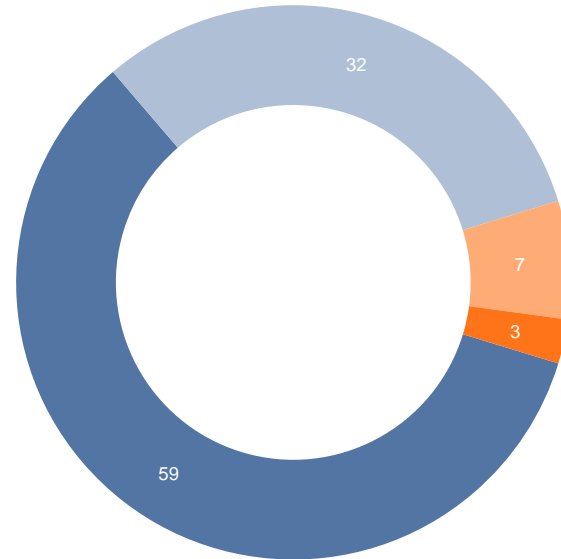
In percent

How do you assess that: How dependent is our country on energy supplies from Russia?

There is a great consensus in all EU countries to switch to renewable energy sources in order to be less dependent on Russian energy supplies

EU TOTAL

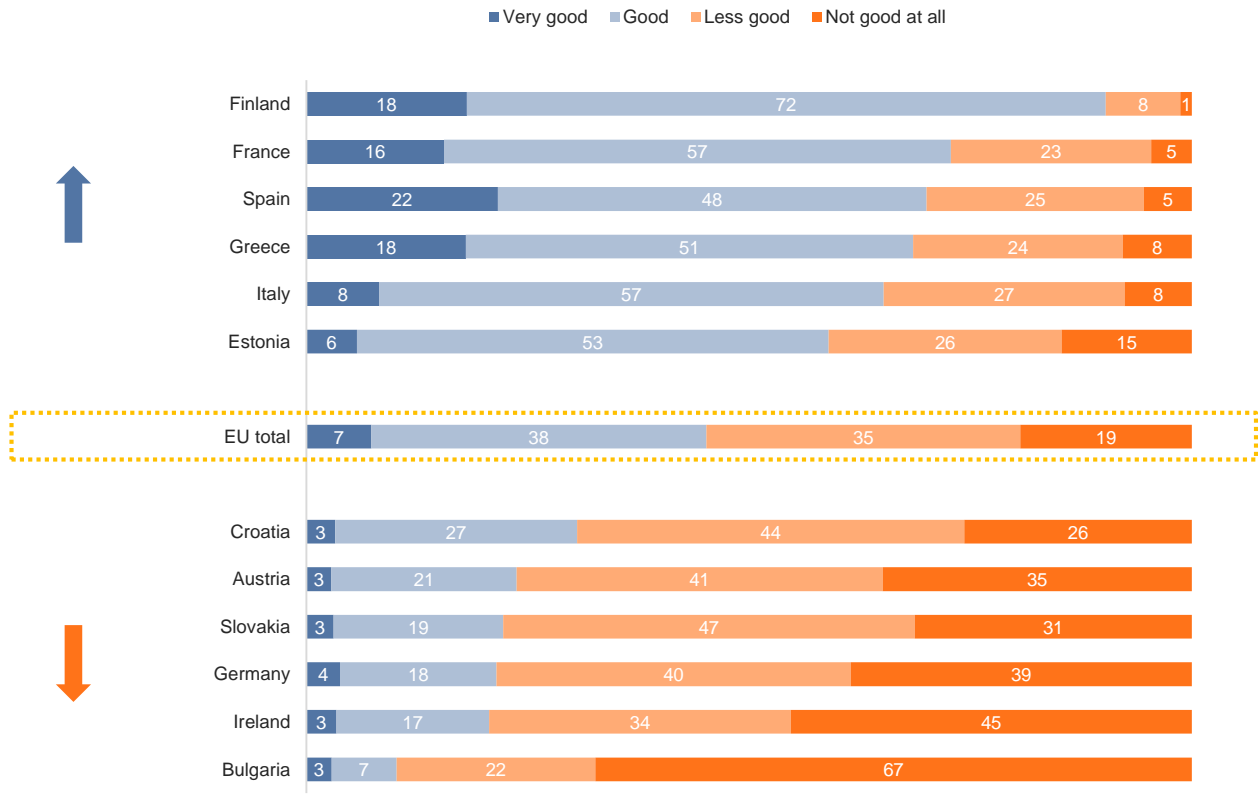
■ Very important ■ Important ■ Less important ■ Not important at all



In percent

How important do you think it is for us to switch to renewable energy sources, to be less dependent on Russian energy supplies? Basis: think that their country is dependent on energy supplies from Russia

# EU citizens recognize, at least partially, the weaknesses of their country's army



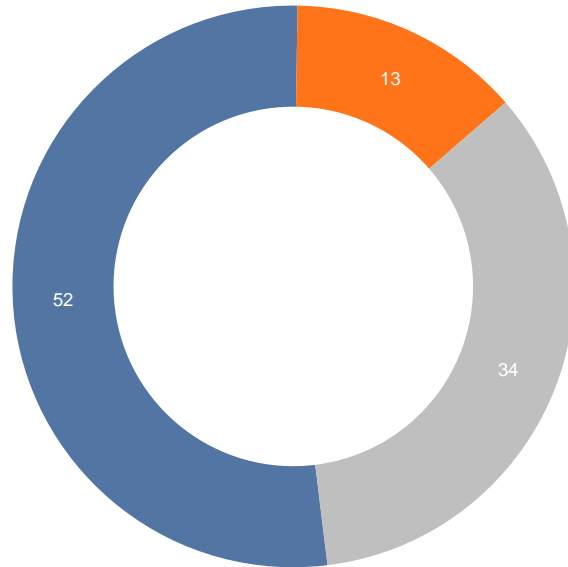
In percent

How do you rate the equipment and operational capability of your country's army, all in all? In your opinion, is the equipment and operational capability ...

# Half of EU citizens say their country should increase defense spending

EU TOTAL

■ Should be increased ■ Should be cut ■ There should be no change



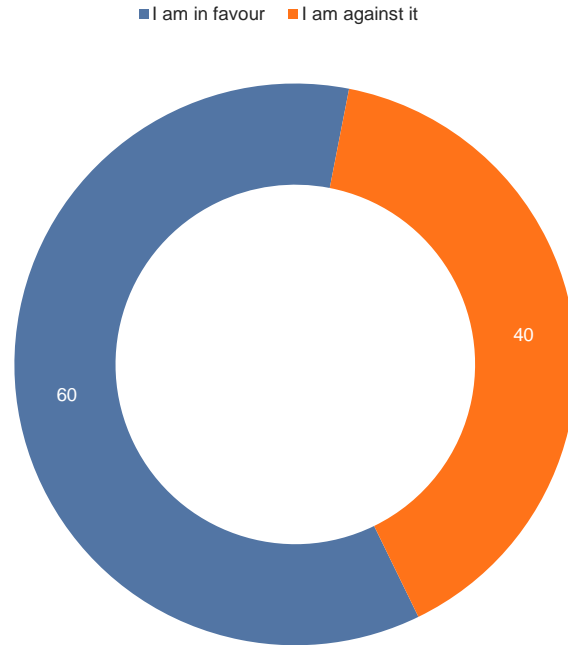
Should be increased		↑
Sweden	78	
Poland	69	
Netherlands	68	
Bulgaria	65	
Estonia	64	
Should be cut		↑
Slovenia	34	
Italy	26	
Slovakia	26	

In percent

What is your opinion: Should your country's defence spending be increased, or should it be cut, or should there be no change in defence spending?

# The majority is in favour of a common European army

## EU TOTAL



I am in favour		↑
Portugal	83	
Poland	80	
Belgium	76	
Lithuania	76	
Spain	75	
Romania	72	
I am against it		↑
Finland	57	
Ireland	55	
Austria	54	
Sweden	53	
<i>Serbia</i>	<i>79</i>	
<i>Switzerland</i>	<i>56</i>	

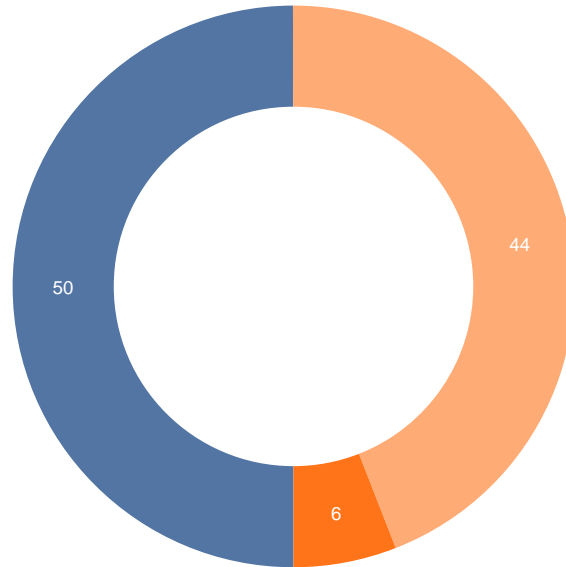
In percent

There is talk from time to time of building a common European army: What is your position on this? Are you for or against the creation of a common European army?

# A relative majority is in favour of the unrestricted admission of Ukrainian refugees

## EU TOTAL

- We should take in as many refugees as possible without bureaucracy
- We should only accept a certain number of refugees
- We should take in very few refugees from Ukraine or none at all



We should take in as many refugees as possible without bureaucracy		↑
Spain	65	
Finland	63	
Romania	62	
We should only accept a certain number of refugees		↑
Czech Republic	66	
Slovenia	59	
Estonia	58	
<i>Serbia</i>	<i>58</i>	

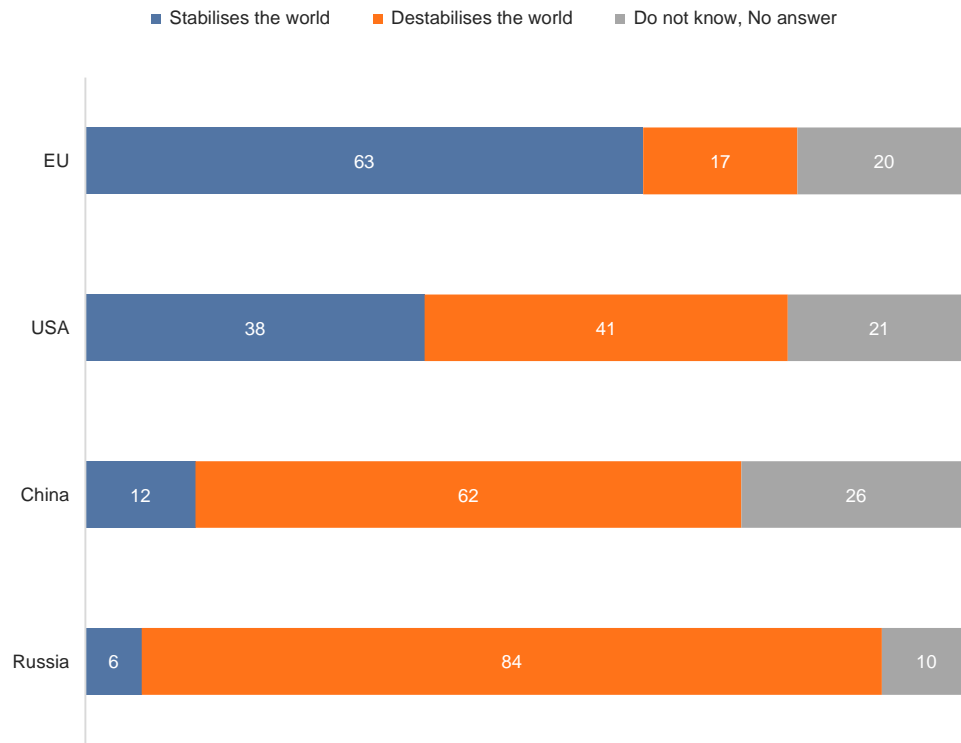
In percent

Many refugees from the Ukraine are on their way to the EU or have already arrived there. How should we behave when taking in refugees from Ukraine?

The EU is perceived as the most stabilizing world power, the role of the USA is seen as ambivalent. A vast majority say RUSSIA and CHINA destabilize the world.



EU TOTAL



In percent

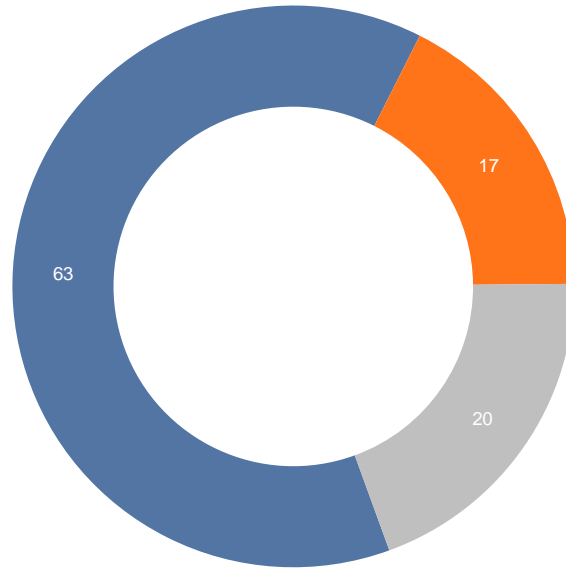
What do you think about the international policies of the following four superpowers - do their policies stabilise or destabilise the world?



The view that the EU is a stabilizing force is primarily shared by Portugal, Finland, Poland and Sweden

EU TOTAL - EU

■ Stabilises the world ■ Destabilises the world ■ Do not know, No answer



Stabilises the world ↑	
Portugal	83
Finland	80
Poland	76
Sweden	75
Destabilises the world ↑	
Greece	45
Bulgaria	33
Slovakia	29
Serbia	63

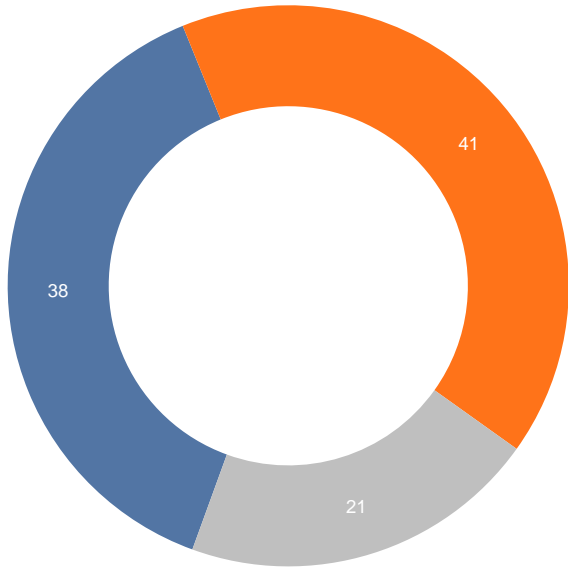
In percent

What do you think about the international policies of the following four superpowers - do their policies stabilise or destabilise the world?

The biggest fan of the USA is Poland, the most critics can be found in Greece, Croatia and Slovenia

EU TOTAL - USA

■ Stabilises the world   ■ Destabilises the world   ■ Do not know, No answer



Stabilises the world		↑
Poland	68	
Estonia	56	
Portugal	54	
Lithuania	53	
Denmark	52	
Sweden	50	
Destabilises the world		↑
Greece	75	
Croatia	73	
Slovenia	72	
Bulgaria	68	
Slovakia	62	
Hungary	52	
<i>Serbia</i>	<i>86</i>	

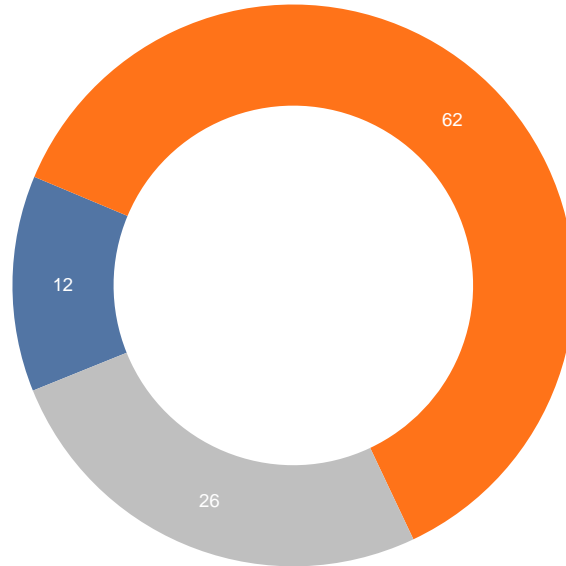
In percent

What do you think about the international policies of the following four superpowers - do their policies stabilise or destabilise the world?

China's role is seen somewhat more positively in Bulgaria, Slovakia and Greece than in other EU countries

EU TOTAL - China

■ Stabilises the world ■ Destabilises the world ■ Do not know, No answer



Stabilises the world		↑
Bulgaria	31	
Slovakia	24	
Greece	20	
Serbia	49	
Destabilises the world		↑
Sweden	83	
Finland	81	
Portugal	74	
Ireland	72	

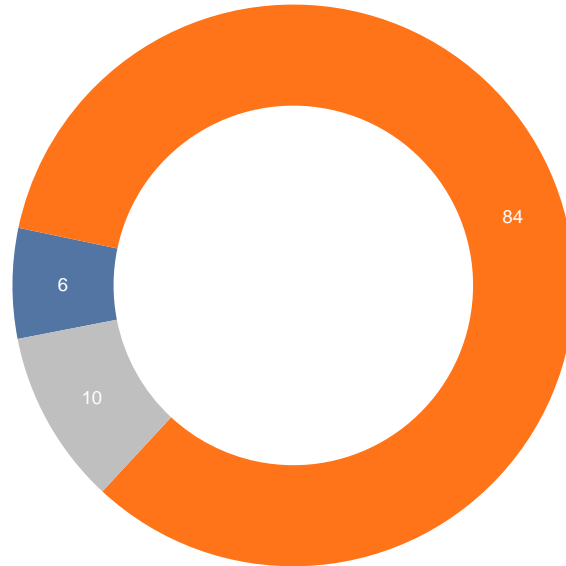
In percent

What do you think about the international policies of the following four superpowers - do their policies stabilise or destabilise the world?

These three countries are also somewhat more comfortable with Russia than other EU members

EU TOTAL - Russia

■ Stabilises the world ■ Destabilises the world ■ Do not know, No answer



Stabilises the world		↑
Bulgaria	28	
Slovakia	17	
Greece	14	
Serbia	45	
Destabilises the world		↑
Finland	97	
Sweden	95	
Poland	94	

In percent

What do you think about the international policies of the following four superpowers - do their policies stabilise or destabilise the world?

## EU citizens' fears: inflation, war, bottlenecks in energy supply

The biggest concerns of EU citizens at the moment are rising prices, fear of a widening war and possible shortages in energy supply. Issues that were on the list of top priorities a month ago, such as Covid pandemic and climate change, have faded into the background.

### Energy supply

Awareness of the dependence of one's own country on Russian energy imports is high (79% on average in the EU); only Sweden considers itself largely independent of Russian energy. Switching to renewable energy sources to be less dependent on Russian energy supplies is welcomed across all countries (91%).

### National security

More than half of EU citizens fear that the equipment and operational capability of their country's army is unsatisfactory. 52% say their country's defense spending should be increased. The majority of 60% is in favor of a common EU army. The desire to build a common European army is highest in Portugal and Poland, Belgium, Lithuania, Spain and Romania.

### Support for Ukraine

- More than half of EU citizens believe that we have already provided sufficient support to Ukraine, 43% would like to see even more help. Portugal, Spain, Ireland, France, Finland and Sweden show the most solidarity.
- There is a high willingness to accept refugees in the EU: More than 90% of EU citizens are in favor of taking in refugees. 50% of them advocate an unrestricted admission of refugees, 44% prefer a limitation.
- Only one fifth of EU citizens are strictly against admitting Ukraine to the EU. 52% say Ukraine should join the EU, 27% are undecided. Poland, Estonia, Portugal, Lithuania, Ireland and Spain are most in favor of Ukraine joining the EU.
- 42% agree with the EU's sanctions against Russia, and 43% would even like to see more of them. Only 15% say the sanctions are too strict - this opinion is most common in Greece, the eastern EU countries Bulgaria, Slovakia and Hungary, and the non-EU country Serbia.

### Attitude towards the EU

61% see big cohesion among EU member states, and for 63% the EU is a stabilizing world power. The vast majority (78%) believes that the EU should play a more active role in world politics in the future. Compared to the other member states, the mood towards the EU is most negative in Greece and Bulgaria. The EU accession country Serbia is also critical of the EU.

Michael Nitsche

[michael.nitsche@gallup-international.com](mailto:michael.nitsche@gallup-international.com)

[+436641230060](tel:+436641230060)



INTELLIGENT INSIGHTS